

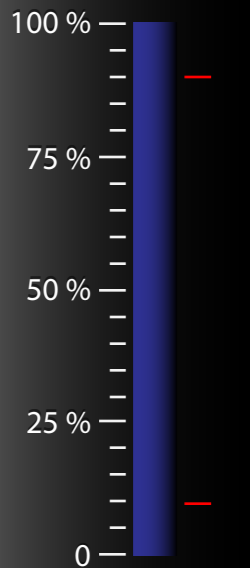
2014 : 02 : 13

# Water Tanks

09 : 32 : 06

## Fresh Water Port

Cap. 15300 Lt.

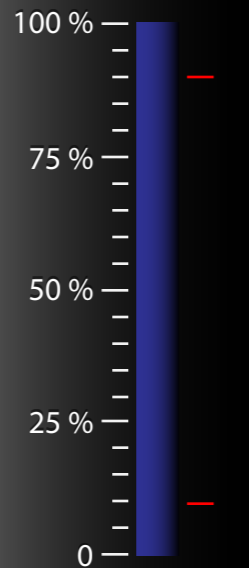


12350 Lt.  
86 %

Low Level

## Fresh Water Stbd

Cap. 15300 Lt.




12350 Lt.  
86 %

Low Level

## Black Water

Cap. 15300 Lt.




12350 Lt.  
86 %

Low Level

## Sludge

Cap. 15300 Lt.

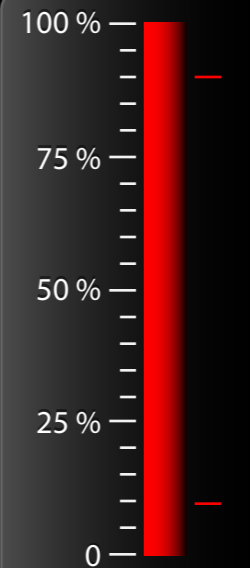


12350 Lt.  
86 %

Low Level

## Mud

Cap. 15300 Lt.

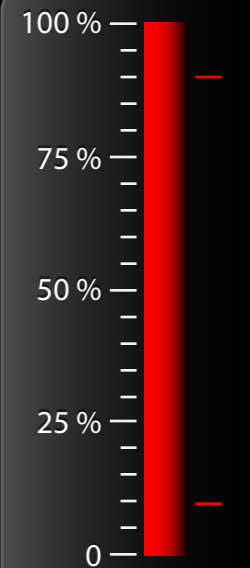


12350 Lt.  
86 %

Low Level

## Bilge Water

Cap. 15300 Lt.



12350 Lt.  
86 %

Low Level

## Water Heaters

W. Heater 1 Res. 1 OFF

W. Heater 1 Res. 2 OFF

W. Heater 2 Res. 1 OFF

W. Heater 2 Res. 2 OFF

## Pumps - Hamann

Fresh Water pump 1 OFF

Fresh Water pump 2 OFF

Hamann Discharge P. OFF

Hamann Treatment P. OFF

Menu



Alarms