


Port Generator

Local Mode

V = V



F = Hz

P = KW

Reverse Power

Start

Stop

Powered

Close

Open

Parallel


Deload

Earth Leakage

Shore Power

Local Mode

V = V



F = Hz

P = KW

Transformer High Temperature


Not Powered

Release Galley Line

Starboard Generator

Local Mode

V = V



F = Hz

P = KW

Overload

Start

Stop

Powered

Close

Open

Parallel

Deload

Earth Leakage

Power Distribution

Menu



Alarms